



**Wolf Creek Public Schools**

**2019-2020**

**Education Planning & Reporting Template for  
School Leaders**

**ACE Plan: Action – Collaboration - Evidence**

**Iron Ridge Intermediate Campus**



# School Celebrations and Highlights

School Demographic	School Mission, Vision & Values	Program Highlights and Celebrations																	
<div>Population Growth in Blackfalds</div> <table><tr><th>Census Year</th><th>Population</th><th>Census over Census Population Change</th></tr><tr><td>2016</td><td>9510</td><td>717</td></tr><tr><td>2017</td><td>9 916</td><td>406</td></tr><tr><td>2018</td><td>10 125</td><td>209</td></tr><tr><td>2019</td><td>12 513 (estimated)Town of Blackfalds Community Profile 2019</td><td>2 388</td></tr></table> <div>Enrollment -(~3%) Population of IRIC - 291 Teachers - 14 EAs - 4.5 Admin Assistant - 1 Librarian - .45 Social Worker - .8 Inclusion Coach - .3</div>	Census Year	Population	Census over Census Population Change	2016	9510	717	2017	9 916	406	2018	10 125	209	2019	12 513 (estimated)Town of Blackfalds Community Profile 2019	2 388	<div>Vision: Empowering Learners to be Extraordinary</div> <div>Mission: At Iron Ridge Intermediate Campus, we develop compassionate leaders who realize their potential and enrich the world.</div>	<div>Academic Support</div> <ul style="list-style-type: none"><li>PBL - Project Based Learning</li><li>Daily 5 and Cafe Literacy Program</li><li>Imagine Learning</li><li>IXL Math</li><li>Chromebooks</li><li>CRM meetings and RTI</li><li>LLI and Leveled Literacy</li><li>Targeted Math Intervention</li><li>Scholastic Book Fair</li></ul> <div>Character Education</div> <ul style="list-style-type: none"><li>7 Habits</li><li>Bullying Ends Here, Choose Respect and Joe(s) Media</li></ul> <div>Student Support</div> <ul style="list-style-type: none"><li>Big Brothers and Big Sisters</li><li>RCMP Liaison School Resource Officer</li><li>CPS and Plan B</li><li>Don't Walk in the Hallways</li><li>Elder Support</li><li>Grade 4 and 7 Transition Meetings</li></ul>	<div>Community Connections</div> <ul style="list-style-type: none"><li>Santas Anonymous Jingle Jars</li><li>PIRIS parent fundraising group - Hot Lunch</li><li>Family Christmas Dance</li><li>FNMI foundational knowledge lessons</li><li>RSO - Constable Jeff</li><li>Gr. 4-6 Internet Awareness</li></ul> <div>School Social Worker Programs</div> <ul style="list-style-type: none"><li>Rainbows</li><li>Girls Club</li><li>Coloring Club</li><li>Kindness Club</li><li>Worry Taming</li><li>Shrink Your Negative Monster</li><li>Move Your Mood</li><li>Lunch Program</li><li>URSTRONG</li><li>Boys Club</li><li>Divorce /Grief club</li></ul>	<div>Extra Curricular</div> <ul style="list-style-type: none"><li>Leadership Club</li><li>Jump Rope for Heart</li><li>Grade 6 Volleyball</li><li>Basketball</li><li>Badminton</li><li>Choir - Music Club</li><li>Kindness Club</li><li>Terry Fox Run</li><li>SWAT - Spirit Wellness Activity Team</li><li>Canteen Crew</li><li>Robotics</li><li>Intramurals</li><li>We Day</li><li>Lego Club</li><li>Lunch with the Principal</li><li>Sign Club</li><li>Coloring Club</li><li>Grade 4 prep camp</li><li>Building Champions</li><li>Monday Morning Mindfulness</li><li>Makerspace</li><li>DECK-Diversity and Equality Club for Kida</li></ul>
Census Year	Population	Census over Census Population Change																	
2016	9510	717																	
2017	9 916	406																	
2018	10 125	209																	
2019	12 513 (estimated)Town of Blackfalds Community Profile 2019	2 388																	



# Accountability Pillar / AERR



## Accountability Pillar Overall Summary Annual Education Results Reports - Oct 2019 School: 2061 Iron Ridge Intermediate Campus

Measure Category	Measure	Iron Ridge Intermediate Campus			Alberta			Measure Evaluation		
		Current Result	Prev Year Result	Prev 3 Year Average	Current Result	Prev Year Result	Prev 3 Year Average	Achievement	Improvement	Overall
Safe and Caring Schools	<a href="#">Safe and Caring</a>	92.4	91.0	88.3	89.0	89.0	89.3	Very High	Improved	Excellent
Student Learning Opportunities	<a href="#">Program of Studies</a>	79.2	79.0	75.9	82.2	81.8	81.9	High	Maintained	Good
	<a href="#">Education Quality</a>	96.5	93.1	94.2	90.2	90.0	90.1	Very High	Maintained	Excellent
	<a href="#">Drop Out Rate</a>	n/a	n/a	n/a	2.6	2.3	2.9	n/a	n/a	n/a
	<a href="#">High School Completion Rate (3 yr)</a>	n/a	n/a	n/a	79.1	78.0	77.5	n/a	n/a	n/a
	<a href="#">PAT: Acceptable</a>	86.1	82.8	84.1	73.8	73.6	73.6	Very High	Maintained	Excellent
Student Learning Achievement (Grades K-9)	<a href="#">PAT: Excellence</a>	18.9	17.4	18.8	20.6	19.9	19.8	Intermediate	Maintained	Acceptable
Student Learning Achievement (Grades 10-12)	<a href="#">Diploma: Acceptable</a>	n/a	n/a	n/a	83.6	83.7	83.1	n/a	n/a	n/a
	<a href="#">Diploma: Excellence</a>	n/a	n/a	n/a	24.0	24.2	22.5	n/a	n/a	n/a
	<a href="#">Diploma Exam Participation Rate (4+ Exams)</a>	n/a	n/a	n/a	56.3	55.7	55.1	n/a	n/a	n/a
	<a href="#">Rutherford Scholarship Eligibility Rate</a>	n/a	n/a	n/a	64.8	63.4	62.2	n/a	n/a	n/a
	<a href="#">Transition Rate (6 yr)</a>	n/a	n/a	n/a	59.0	58.7	58.7	n/a	n/a	n/a
Preparation for Lifelong Learning, World of Work, Citizenship	<a href="#">Work Preparation</a>	91.7	87.1	83.2	83.0	82.4	82.6	Very High	Improved	Excellent
	<a href="#">Citizenship</a>	88.9	87.9	85.1	82.9	83.0	83.5	Very High	Maintained	Excellent
Parental Involvement	<a href="#">Parental Involvement</a>	81.7	82.7	77.8	81.3	81.2	81.1	High	Maintained	Good
Continuous Improvement	<a href="#">School Improvement</a>	93.6	91.1	89.3	81.0	80.3	81.0	Very High	Improved	Excellent



# Accountability Pillar Data Strategic Planning

Area of Issue, Concern, or Focus	Identified Improvement Target	Specific Strategies	Indicators of Success
<p>-Safe and Caring and Parental Involvement continue to be strong. We work hard to build and sustain parental involvement We continue to value the importance of this relationship to our school culture.</p> <p>-School Council attendance continues to be low. Feedback from those attending has been positive in relation to hosting meetings during the day.</p>	<p>-Safety is emphasized in CPS meetings with students, announcements, assemblies and parent phone calls. Emotional safety is addressed as well as physical safety.</p> <p>-We are going to continue to host school council during the day. However, we will be conducting it using Facebook Live with the hope of connecting with more of our families and community members.</p>	<p>-CPS - identification of triggers and strategies and supports to support conflict</p> <p>-Playground equipment safety announcements</p> <p>-Concussion or head injury - Immediate call to parents</p> <p>-Afternoon meeting every other month.</p> <p>-Guest speakers for parents and students ie) Joe(s) media( Dec 10), Internet Safety (Nov 21), Bullying Ends Here (Dec. 4)</p> <p>-Continue communication systems between school and the community - Freshgrade, Twitter, Facebook</p>	<p>-Positive response to the surveys</p> <p>-Fewer office referrals and phone calls home</p> <p>-More positive phone calls home</p> <p>-Improved engagement at school council through Facebook Live</p> <p>-Engagement with Freshgrade and continued focus on improving and maintaining open communication with our community.</p>



# AERR Data Strategic Planning

Area of Issue, Concern, or Focus	Identified Improvement Target	Specific Strategies	Indicators of Success
<p>-Maintain high results while supporting staff mental/physical well-being.</p>	<p>-Approaching PAT responsibilities systemically and sharing in the solutions and areas of concern - (math) at each grade level</p>	<p>-Specific word problem as a starter each day as a focus            -Reflex Math - basic facts            -Math-a-thon - linked to strands identified through current results and PAT scores            -Strength of Grade 6 Team and commitment of the other grade teams to work together to improve our math instruction.            -Math Intervention groups - Ali/Classroom Teachers</p>	<p>-Scores on PAT            -Reflex Math            -Math-a-thon scores            -Assessment of daily problems</p>



# PAT DATA

## PAT Results Course By Course Summary By Enrolled With Measure Evaluation

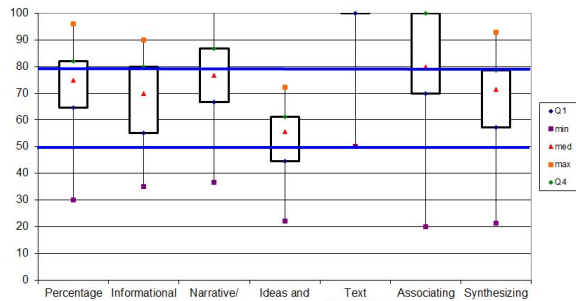
School: 2061 Iron Ridge Intermediate Campus

		Iron Ridge Intermediate Campus							Alberta			
		Achievement	Improvement	Overall	2019		Prev 3 Year Average		2019		Prev 3 Year Average	
Course	Measure				N	%	N	%	N	%	N	%
<a href="#">English Language Arts 6</a>	Acceptable Standard	High	Maintained	Good	100	89.0	94	91.6	54,820	83.2	49,573	82.9
	Standard of Excellence	Intermediate	Declined	Issue	100	12.0	94	17.7	54,820	17.8	49,573	19.1
<a href="#">French Language Arts 6 année</a>	Acceptable Standard	n/a	n/a	n/a	n/a	n/a	n/a	n/a	3,559	87.7	3,122	86.0
	Standard of Excellence	n/a	n/a	n/a	n/a	n/a	n/a	n/a	3,559	15.7	3,122	13.3
<a href="#">Français 6 année</a>	Acceptable Standard	n/a	n/a	n/a	n/a	n/a	n/a	n/a	663	90.3	574	92.2
	Standard of Excellence	n/a	n/a	n/a	n/a	n/a	n/a	n/a	663	24.6	574	20.6
<a href="#">Mathematics 6</a>	Acceptable Standard	High	Improved	Good	99	83.8	94	76.6	54,778	72.5	49,502	71.5
	Standard of Excellence	Very Low	Maintained	Concern	99	8.1	94	6.4	54,778	15.0	49,502	13.5
<a href="#">Science 6</a>	Acceptable Standard	High	Maintained	Good	99	87.9	94	86.2	54,879	77.6	49,520	77.9
	Standard of Excellence	High	Maintained	Good	99	29.3	94	30.2	54,879	28.6	49,520	28.9
<a href="#">Social Studies 6</a>	Acceptable Standard	Very High	Maintained	Excellent	99	83.8	94	81.9	54,802	76.2	49,511	73.1
	Standard of Excellence	High	Maintained	Good	99	26.3	94	20.7	54,802	24.4	49,511	22.3

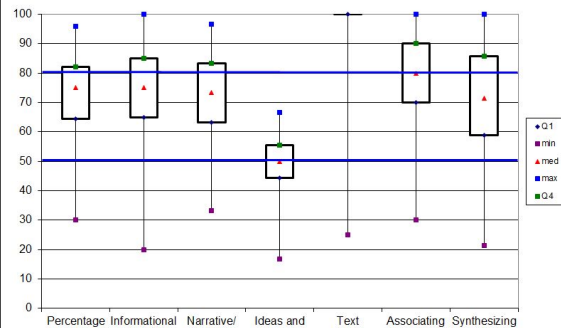


# Language Arts - A Deeper Look

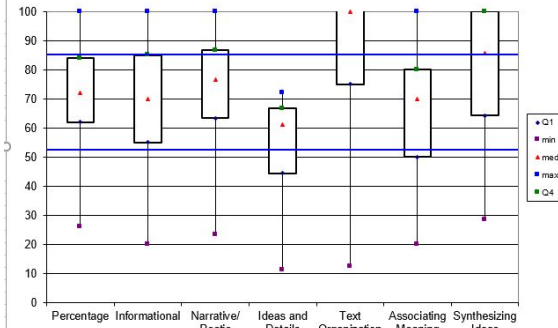
Reading 6 2016-2017



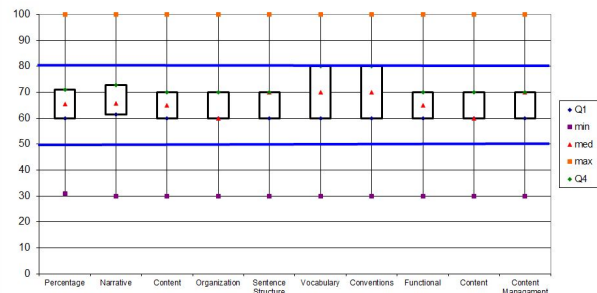
Reading 6 2017-2018



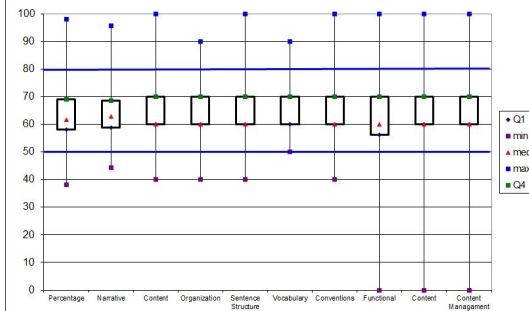
Reading 6



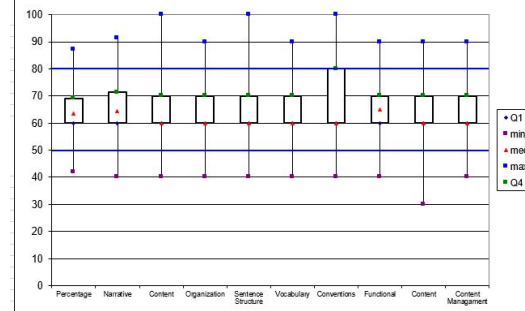
Writing 6 2016-2017



Writing 6 2017-2018



Writing 6





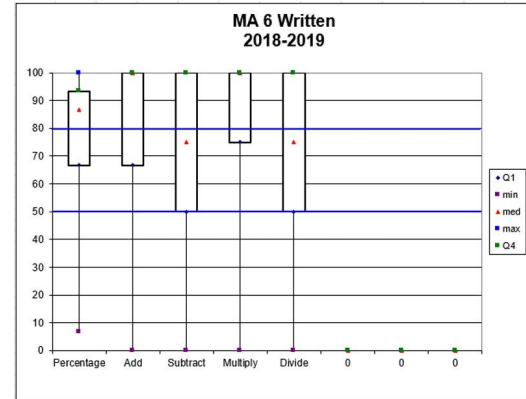
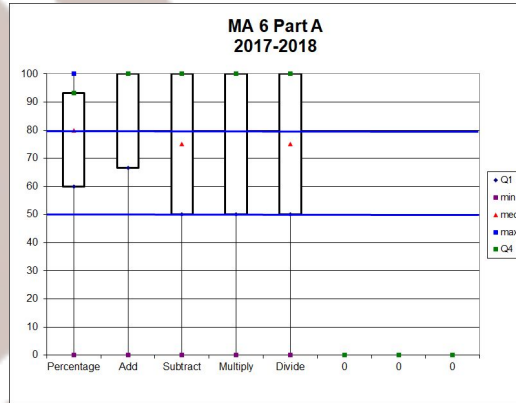
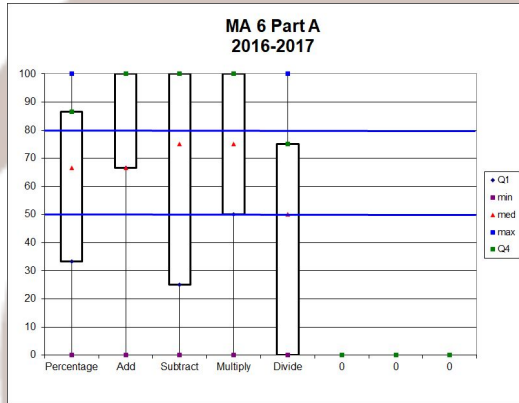
## Language Arts - A Deeper Look

Reading: Ideas and Details has improved. Organization remains high. There is a general trend up. We continue to develop our writing through 6 Traits. Our focus last year was on Ideas and Organization. This focus would transfer to reading in these areas.

Writing: The overall dispersion of marks is tight and fairly consistent over the past three years. Skews are upwards or to the right. We have added the writing program, “Empowering Writers” to our tool box which layers in well with 6 Trait writing. It would be our goal to raise this dispersion up and to the right.



# Math - Deeper look at A



Overall improvement in our percentages and marked improvement in multiplication.

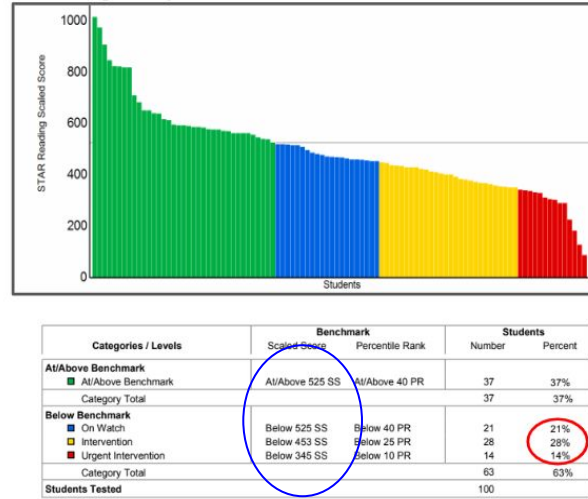
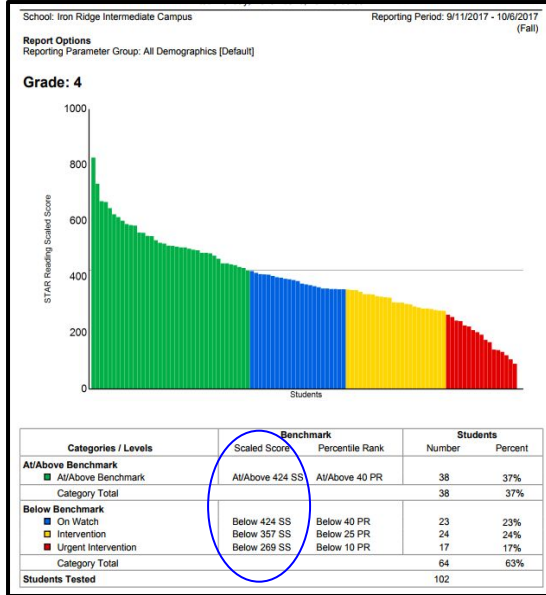
[Link to full PAT analysis.](#)



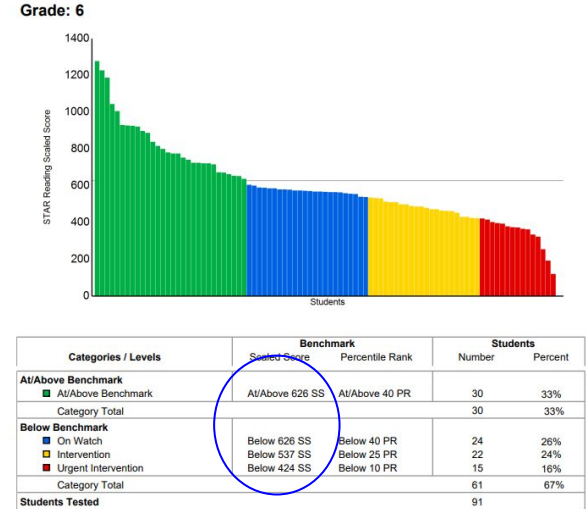


# STAR Data

## Grade 5 - Fall of 2018



## Grade 6 - Fall of 2019

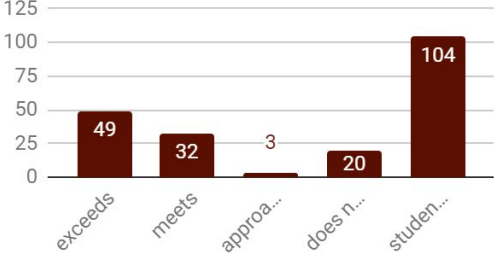


At or above continue to move up on the scaled score over time showing steady and continuous growth in the number of questions answered correctly and an increase in difficulty.



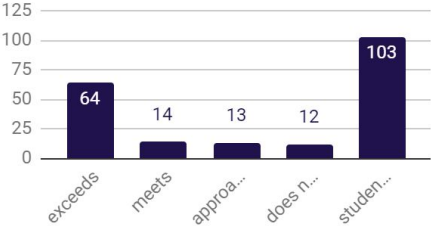
F&P Fall 2017

Grade 4



F&P Fall 2018

Grade 5



F&P Fall 2019

Grade 6

Iron Ridge Intermediate Campus

Number of Students	
Totals	96
Exceeds	43
Meets	9
Approaches	23
Does Not Meet	21
Student Count	96



# Local School Data Strategic Planning

Area of Issue, Concern, or Focus	Identified Improvement Target	Specific Strategies	Indicators of Success
Literacy - Reading  Literacy - Writing  Literacy - Math	Continued shift of graphed data to the right. Moving more students to Acceptable and then from Acceptable to Standard of Excellence. (PAT, Star, FnP)	-LLI and Math Interventions provided through SOAR time. -Monitoring of this time with feedback provided by Admin -Empowering Writer's Program -Data collected through Mathathon -Grade group collaboration and planning	-Movement of graphs (PAT, Star, FnP) to the right -CRM meetings - examination of data - successes -Improvement of Writing Scores over time - (ideas and details)
Freshgrade Reporting/Communication	Staff fluidity with Freshgrade reporting and consistent postings of student work for improved school-wide community communication. Transition to new Freshgrade platform.	-Transition training to new format and support provided by Heidi O. -Dedicated time allotted to staff for Freshgrade upkeep. (Staff mtgs, sub days, timetable through Heidi) -Continued training for Heidi to build capacity for her and staff.	-Feedback from our parents -Monitoring frequency of use from school participants -Student reflections -Level of support requirements
Staff Wellness	Self care and support	- Please see Health and Wellness Strategic Planning	- Please see Health and Wellness Strategic Planning



# Deepening Capacity in Learning Practices

Within the goal areas from the District 3 Year Plan, please identify areas within **Focus Area One** related to ongoing growth in your school..

Area of Focus	Specific Strategies	Indicators of Success
Deepening students' writing skills to improve ideas and detail in written work.	Grade team collaboration with the Empowering Writers workshop and strategies. Developing consistent language around writing across all grade levels, while integrating previous 6 Traits learning into the Empowering Writers structure.	Collaborative assessment of student writing  PAT data
Improving Standard of Excellence Results in our grade 6 Provincial Achievement Exams	Analysis of 2019 PAT results Collaborative strategy focus for improvement Creating inclusive classrooms with Shelley Moore's baked potato strategies, with the intent to create scaffolded learning opportunities for students at all levels.	PAT Standard of Excellence results



# Building Capacity in Inclusion

Within the goal areas from the District 3 Year Plan, please identify areas within **Focus Area Three** related to ongoing growth in your school..

Area of Focus	Specific Strategies	Indicators of Success
Planning for Inclusion Proactively planning for outliers rather than reacting after the lesson Specific areas of focus: Math and Writing	Guided PD utilizing Shelley Moore's baked potato strategies to plan lessons with scaffolded supports AP Inclusion time focused on meaningful planning help and support	The creation of one or two staff-generated videos of the baked potato differentiated model in progress for others at IRIC and in the larger WCPS community to utilize while working through the process of "being inclusive" vs "doing inclusion".
Developing interventions and tracking student growth over time.  Building capacity in teachers to analyze assessments and design meaningful interventions  Tracking the growth of students on modified programs to show progression of skills and provide direction for subsequent years' programming.	Collaborative creation of assessment processes to guide interventions  Intervention programming with the intent to monitor the growth of diverse students.	F&P STAR PAT data MIPI Benchmarks Math-A-Thon data Growth of students on modified programs



# Inclusive Learning

## SSW Caseload and Programming

- 28 open files
- 10 met as consultation only
- 6 on caseload but only providing group support

### Groups

- Lego Club - 25+ students
- Coloring Club - 40+ students
- Divorce peer support group - 10 students
- Girls Club - 9 students
- Monday Morning Mindfulness - 10 students
- URSTRONG - gr. 5 classes
- Worry Taming - 9
- Boys Club - 7
- Breakfast Club - 8



# Inclusion - IRIC Interventions

## Core + More + More

Seeing Stars Small Group Intervention

Look in the Middle Small Group Intervention

**S**  
Key Math Small Group/Individual Program

Life Skills Small Group/Individual Program (Collaborative with SLP/OT)

Social Skills Small Group/Individual Program (Collaborative with SLP/OT)

## Core

**U**  
Universal best practices and quality instruction accessible to all students at IRIC every day.

## Core + More

LLI Small Group Intervention (4 days/week)

Numeracy Small Group Intervention (2 days/week)

SOAR - reading and extension activities (2 days/week)

SSW Social/Emotional Small Groups

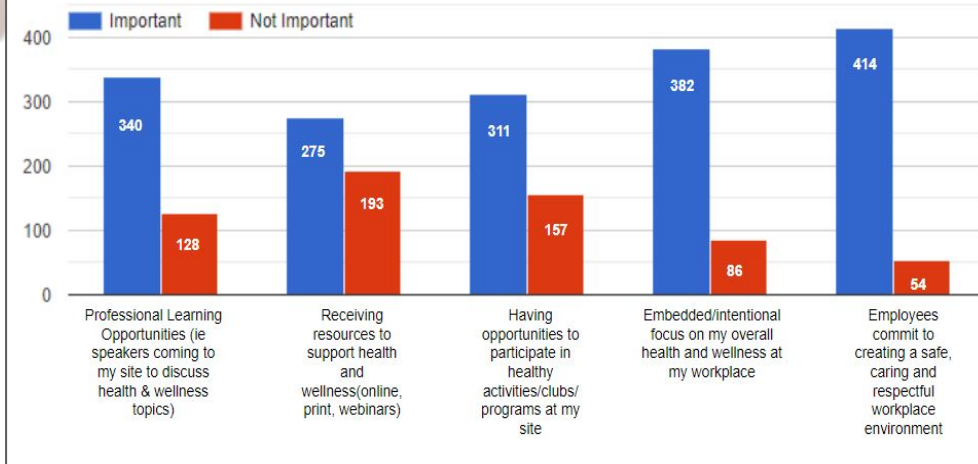
**T**



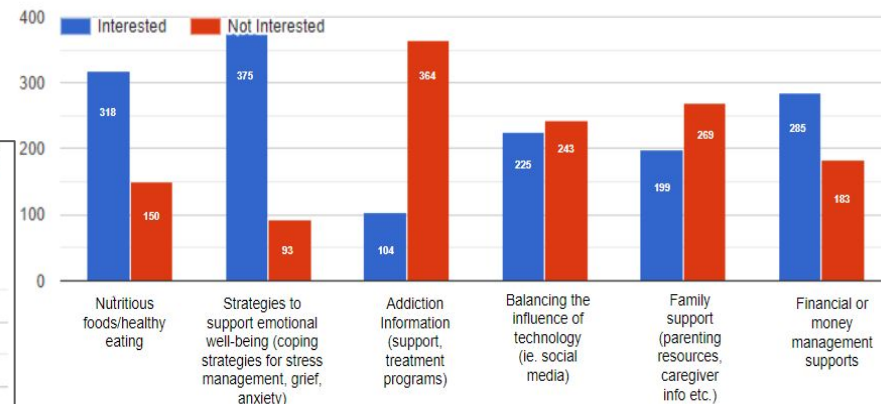


# Health & Wellness Strategic Planning

Are the following ideas important to you in creating a healthy workplace for you and your colleagues? Please click on the choice that best represents your opinion.



Which of the following topics would you be interested in knowing more about in order to maintain or improve your personal health and wellness?





# Health & Wellness Strategic Planning

Area of Focus	Specific Strategies	Indicators of Success
Staff Wellness	<ul style="list-style-type: none"><li>-ATA - Trauma Informed Care - Aug 2019</li><li>-Art Project - Aug 2019</li><li>-Introduction of Fish Philosophy -<ol style="list-style-type: none"><li>1. Play.</li><li>2: Make Their Day.</li><li>3: Be There.</li><li>4: Choose Your Attitude.</li></ol></li><li>-Fitness group - that collaboratively book yoga, pound it, Bounce activities for physical health</li><li>-Support for those looking to get healthy (team weigh-ins)</li><li>-IRIC Staff Facebook page - inspirational quotes, research, wellness bingo, "funnies."</li><li>-respectfulness of TIME</li><li>-Continued attention to speakers, presenters to come and contribute to our staff wellness</li><li>-Staff celebration at staff meetings</li><li>-Teresa Strong - Bounce Back from Trauma</li></ul>	<ul style="list-style-type: none"><li>-Weight Loss and celebration</li><li>-Culture temperature - feedback</li><li>-PGP meetings</li><li>-Walkthroughs</li><li>-Laughter and Smiles</li></ul>



# School Professional Development Plan

Please provide a comprehensive plan for how your school will leverage the Aligned Calendar Days and other opportunities throughout the 2018-19 School Year to implement and attend to the strategies that have been identified to meet the improvement targets in your ACE Plan.

[2019/20 Professional Development Plan Template](#)