

Wolf Creek Public Schools

A large, light brown swirl graphic with a white outline, positioned in the upper right quadrant of the slide.

2020-2021

Education Planning & Reporting

A large, light brown swirl graphic with a white outline, positioned in the lower left quadrant of the slide.

ACE Plan: Action – Collaboration - Evidence

Iron Ridge Intermediate Campus

School Celebrations and Highlights

School Demographic			Program Highlights and Celebrations	
			<p>Academic Support</p> <ul style="list-style-type: none"> PBL - Project Based Learning Daily 5 and Cafe Literacy Program Imagine Learning IXL Math Chromebooks CRM meetings and RTI LLI and Leveled Literacy Targeted Math Intervention Key Math Look in the Middle Spelling City <p>Character Education</p> <ul style="list-style-type: none"> 7 Habits Digital Citizenship and Social Safety Joe(s) Media <p>Community Connections</p> <ul style="list-style-type: none"> FNMI foundational knowledge lessons RSO - Constable Jeff Gr. 4-6 Internet Awareness <p>**highlighted bullets indicate programs currently being implemented</p>	<p>Extracurricular Activities</p> <ul style="list-style-type: none"> These are currently on hold until further notice and direction from district and AHS <p>Student Support</p> <ul style="list-style-type: none"> Big Brothers and Big Sisters RCMP Liaison School Resource Officer CPS and Plan B Don't Walk in the Hallways Elder Support SSW <p>School Social Worker Programs</p> <ul style="list-style-type: none"> Programming: <ul style="list-style-type: none"> Becoming Resilient in Change Conflict Resolution Targeted Groups: <ul style="list-style-type: none"> Girls Club (friendship, drama) Boys Club (self-esteem, confidence) Rainbows Universal Divorce/Grief Club
Census Year	Population	Census over Census Population Change		
2017	9916	406		
2018	10125	209		
2019	12513 (estimated) Town of Blackfalds Community Profile 2019	2388		
2024	15350 (estimated growth over 4 years) Town of Blackfalds Community Profile 2020	2837		
<p>Enrollment -(+1%) Population of IRIC - 295 Teachers - 14 EAs - 5 Admin Assistant - 1 Librarian - .45 Social Worker - .9 Inclusion Coach - .3</p>			<p>School Mission, Vision and Values</p> <p>Vision: Empowering Learners to be Extraordinary</p> <p>Mission: At Iron Ridge Intermediate Campus, we develop compassionate leaders who realize their potential and enrich the world.</p>	

Accountability Pillar / AERR

Accountability Pillar Overall Summary
Annual Education Results Reports - Oct 2019
School: 2061 Iron Ridge Intermediate Campus



Measure Category	Measure	Iron Ridge Intermediate Campus			Alberta			Measure Evaluation		
		Current Result	Prev Year Result	Prev 3 Year Average	Current Result	Prev Year Result	Prev 3 Year Average	Achievement	Improvement	Overall
Safe and Caring Schools	Safe and Caring	92.4	91.0	88.3	89.0	89.0	89.3	Very High	Improved	Excellent
Student Learning Opportunities	Program of Studies	79.2	79.0	75.9	82.2	81.8	81.9	High	Maintained	Good
	Education Quality	96.5	93.1	94.2	90.2	90.0	90.1	Very High	Maintained	Excellent
	Drop Out Rate	n/a	n/a	n/a	2.6	2.3	2.9	n/a	n/a	n/a
	High School Completion Rate (3 yr)	n/a	n/a	n/a	79.1	78.0	77.5	n/a	n/a	n/a
	PAT: Acceptable	86.1	82.8	84.1	73.8	73.6	73.6	Very High	Maintained	Excellent
Student Learning Achievement (Grades K-9)	PAT: Excellence	18.9	17.4	18.8	20.6	19.9	19.6	Intermediate	Maintained	Acceptable
Student Learning Achievement (Grades 10-12)	Diploma: Acceptable	n/a	n/a	n/a	83.6	83.7	83.1	n/a	n/a	n/a
	Diploma: Excellence	n/a	n/a	n/a	24.0	24.2	22.5	n/a	n/a	n/a
	Diploma Exam Participation Rate (4+ Exams)	n/a	n/a	n/a	56.3	55.7	55.1	n/a	n/a	n/a
	Rutherford Scholarship Eligibility Rate	n/a	n/a	n/a	64.8	63.4	62.2	n/a	n/a	n/a
	Transition Rate (6 yr)	n/a	n/a	n/a	59.0	58.7	58.7	n/a	n/a	n/a
Preparation for Lifelong Learning, World of Work, Citizenship	Work Preparation	91.7	87.1	83.2	83.0	82.4	82.6	Very High	Improved	Excellent
	Citizenship	88.9	87.9	85.1	82.9	83.0	83.5	Very High	Maintained	Excellent
Parental Involvement	Parental Involvement	81.7	82.7	77.8	81.3	81.2	81.1	High	Maintained	Good
Continuous Improvement	School Improvement	93.6	91.1	89.3	81.0	80.3	81.0	Very High	Improved	Excellent

Accountability Pillar Data Strategic Planning

Area of Issue, Concern, or Focus	Identified Improvement Target	Specific Strategies	Indicators of Success
<p>-Safe and Caring and Parental Involvement continue to be strong. We work hard to build and sustain parental involvement We continue to value the importance of this relationship to our school culture.</p>	<p>-Safety is emphasized in CPS meetings with students, announcements, assemblies and parent phone calls. Emotional safety is addressed as well as physical safety.</p>	<p>-CPS - identification of triggers and strategies and supports to support conflict (Admin training 2020 Ross Greene) -Playground equipment safety announcements -Concussion or head injury - Immediate call to parents -Communication with our new P.I.R.I.S. group and the Town of Blackfalds to build and nurture the relationship between all stakeholders in our school community.</p>	<p>-Positive response to the surveys -Fewer office referrals and phone calls home -More positive phone calls home</p>
<p>-School Council attendance continues to be low. Feedback from those attending has been positive in relation to hosting meetings during the day.</p>	<p>-We are going to continue to host school council during the day. However, we will be conducting it using Facebook Live with the hope of connecting with more of our families and community members.</p>	<p>-Afternoon meeting every other month. -Guest speakers for parents and students ie) Joe(s) media(Dec 10, 2019), Internet Safety (Nov 21, 2019), Bullying Ends Here (Dec. 4, 2019) -Continue communication systems between school and the community - Freshgrade, Twitter, Facebook, Newsletter, PIRIS</p>	<p>-Improved engagement at school council through Facebook Live -Engagement with Freshgrade and continued focus on improving and maintaining open communication with our community.</p>

AERR Data Strategic Planning

<p>-Maintain high results while supporting staff mental/physical well-being.</p>	<p>-Approaching PAT responsibilities systemically and sharing in the solutions and areas of concern - (math) at each grade level</p>	<p>-Specific word problem as a starter each day as a focus -Reflex Math - basic facts -Strength of Grade 6 Team and commitment of the other grade teams to work together to improve our math instruction. -RTI - developing Covid-friendly interventions to support students</p>	<p>-Reflex Math -Assessment of daily problems -Continued monitoring of formative and summative classroom assessments to guide instruction -STAR and F&P assessment data</p>
--	--	--	---

PAT Data

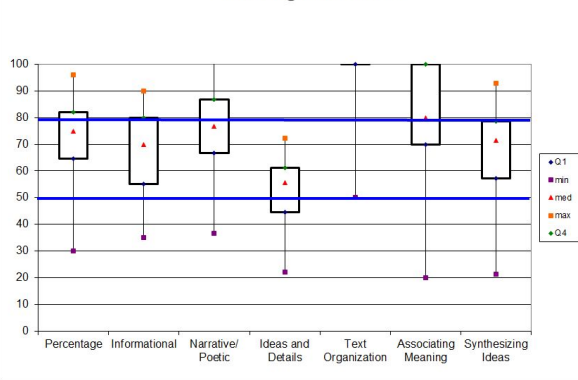
PAT Results Course By Course Summary By Enrolled With Measure Evaluation

School: 2061 Iron Ridge Intermediate Campus

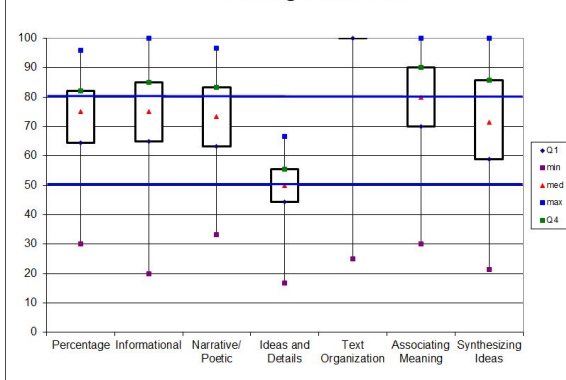
		Iron Ridge Intermediate Campus							Alberta			
Course	Measure	Achievement	Improvement	Overall	2019		Prev 3 Year Average		2019		Prev 3 Year Average	
					N	%	N	%	N	%	N	%
English Language Arts 6	Acceptable Standard	High	Maintained	Good	100	89.0	94	91.6	54,820	83.2	49,573	82.9
	Standard of Excellence	Intermediate	Declined	Issue	100	12.0	94	17.7	54,820	17.8	49,573	19.1
French Language Arts 6 année	Acceptable Standard	n/a	n/a	n/a	n/a	n/a	n/a	n/a	3,559	87.7	3,122	86.0
	Standard of Excellence	n/a	n/a	n/a	n/a	n/a	n/a	n/a	3,559	15.7	3,122	13.3
Français 6 année	Acceptable Standard	n/a	n/a	n/a	n/a	n/a	n/a	n/a	663	90.3	574	92.2
	Standard of Excellence	n/a	n/a	n/a	n/a	n/a	n/a	n/a	663	24.6	574	20.6
Mathematics 6	Acceptable Standard	High	Improved	Good	99	83.8	94	76.6	54,778	72.5	49,502	71.5
	Standard of Excellence	Very Low	Maintained	Concern	99	8.1	94	6.4	54,778	15.0	49,502	13.5
Science 6	Acceptable Standard	High	Maintained	Good	99	87.9	94	86.2	54,879	77.6	49,520	77.9
	Standard of Excellence	High	Maintained	Good	99	29.3	94	30.2	54,879	28.6	49,520	28.9
Social Studies 6	Acceptable Standard	Very High	Maintained	Excellent	99	83.8	94	81.9	54,802	76.2	49,511	73.1
	Standard of Excellence	High	Maintained	Good	99	26.3	94	20.7	54,802	24.4	49,511	22.3

Language Arts - A Deeper Look

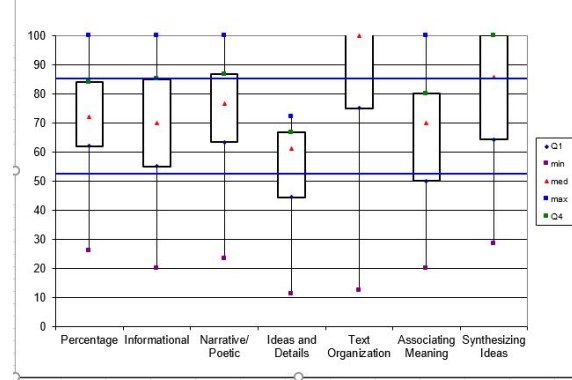
Reading 6 2016-2017



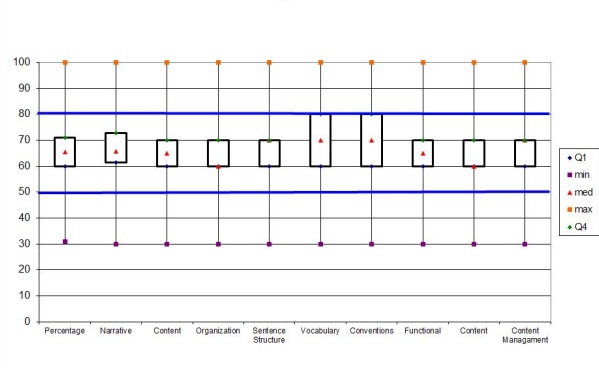
Reading 6 2017-2018



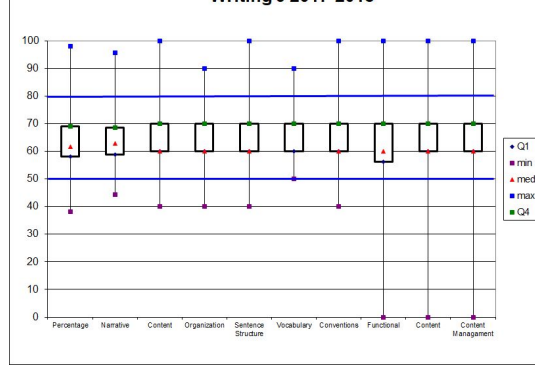
Reading 6



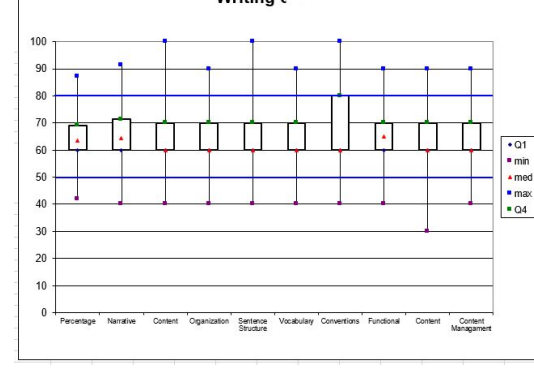
Writing 6 2016-2017



Writing 6 2017-2018



Writing 6

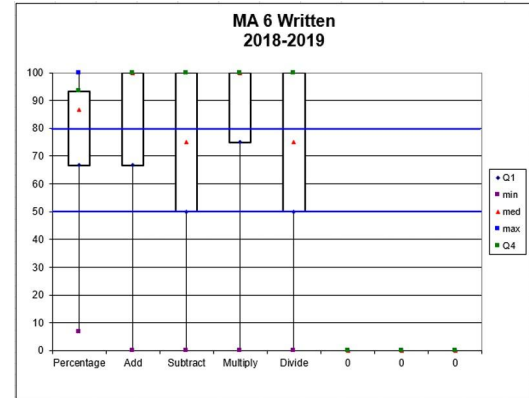
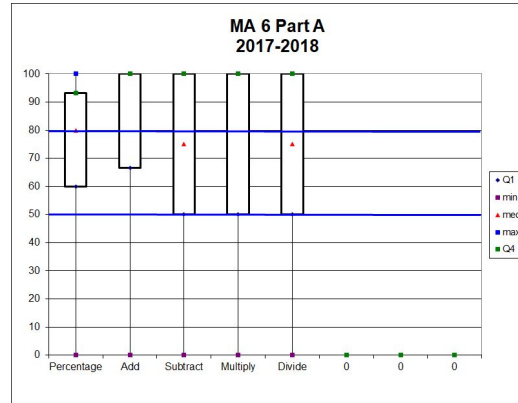
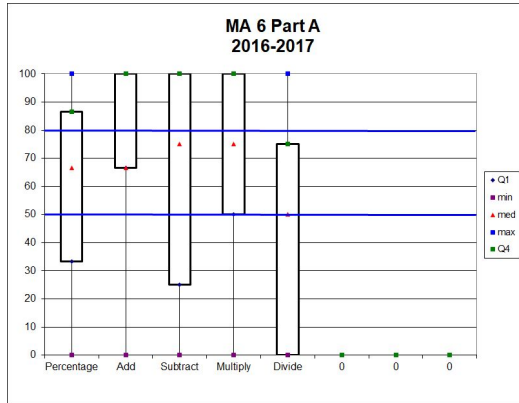


Language Arts - A Deeper Look

Reading: Ideas and Details has improved. Organization remains high. There is a general trend up. We continue to develop our writing through 6 Traits. Our focus last year was on Ideas and Organization. This focus would transfer to reading in these areas.

Writing: The overall dispersion of marks is tight and fairly consistent over the past three years. Skews are upwards or to the right. We have added the writing program, "Empowering Writers" to our tool box which layers in well with 6 Trait writing. It would be our goal to raise this dispersion up and to the right.

Math - Deeper look at A

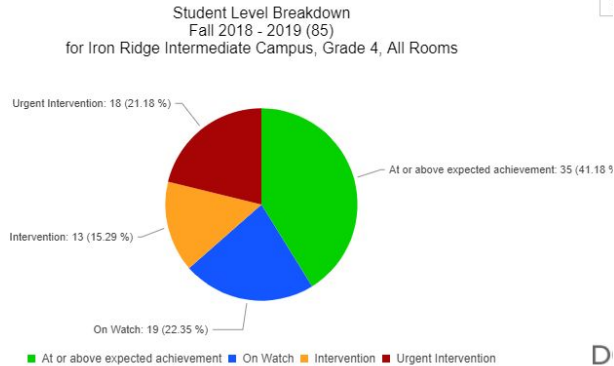


Overall improvement in our percentages and marked improvement in multiplication.

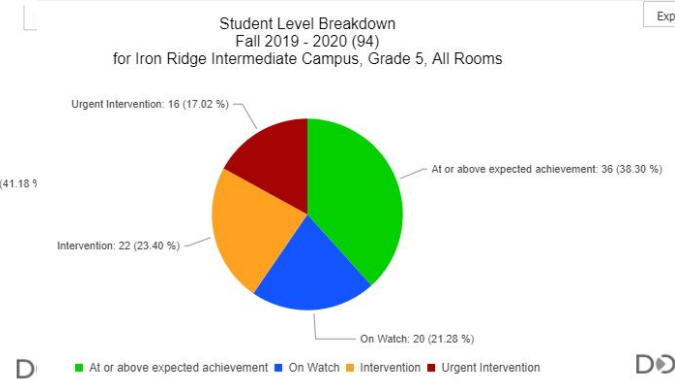
[Link to full PAT analysis.](#)

STAR Data

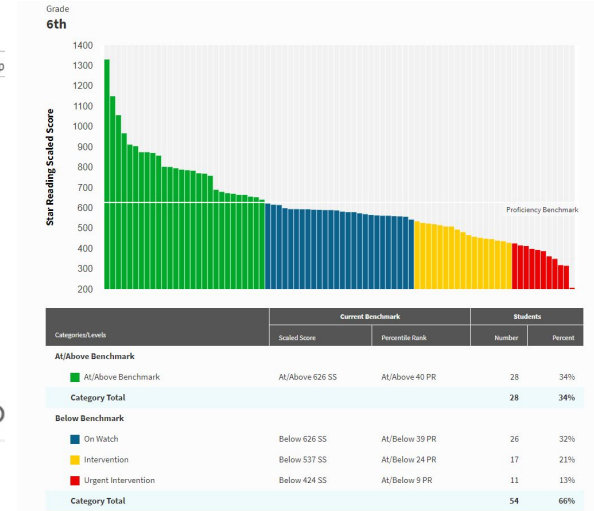
Grade 4 - Fall of 2018



Grade 5 - Fall of 2019



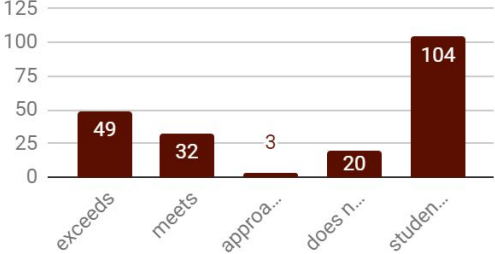
Grade 6 - Fall of 2020



At or above continue to move up on the scaled score over time showing steady and continuous growth in the number of questions answered correctly and an increase in difficulty.

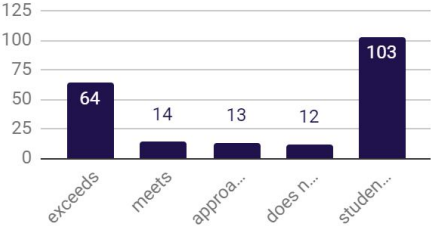
F&P Fall 2017

Grade 4



F&P Fall 2018

Grade 5



F&P Fall 2019

Grade 6

Iron Ridge Intermediate Campus

Number of Students	
Totals	96
Exceeds	43
Meets	9
Approaches	23
Does Not Meet	21
Student Count	96

Local School Data Strategic Planning

Area of Issue, Concern, or Focus	Identified Improvement Target	Specific Strategies	Indicators of Success
<p>Literacy - Reading</p> <p>Literacy - Writing</p> <p>Literacy - Math</p>	<p>Continued shift of graphed data to the right. Moving more students to Acceptable and then from Acceptable to Standard of Excellence. (PAT, Star, FnP)</p>	<ul style="list-style-type: none"> -LLI and Math Interventions provided through SOAR time. -Implementation of Covid-friendly interventions within classrooms and select small groups. -Monitoring of this time with feedback provided by Admin -Empowering Writers Program -Sigmund Brouwer Ninja Writing online (Fall 2020) -Grade group collaboration and planning -Exploration of IXL as an assessment tool for Math, as per Sean Loughheed data consult. 	<ul style="list-style-type: none"> -Movement of graphs (PAT, Star, FnP) to the right -CRM meetings - examination of data - successes -Improvement of Writing Scores over time - (ideas and details)
<p>Freshgrade Reporting/Communication</p>	<p>Staff fluidity with Freshgrade reporting and consistent postings of student work for improved school-wide community communication.</p> <p>Transition to new Freshgrade platform.</p>	<ul style="list-style-type: none"> -Transition training to new format and support provided by Heidi O. -Dedicated time allotted to staff for Freshgrade upkeep. (Staff mtgs) -Continued training for Heidi to build capacity for her and staff. 	<ul style="list-style-type: none"> -Feedback from our parents -Monitoring frequency of use from school participants -Student reflections -Level of support requirements

Deepening Capacity in Learning Practices

Within the goal areas from the District 3 Year Plan, please identify areas within **Focus Area One** related to ongoing growth in your school..

Area of Focus	Specific Strategies	Indicators of Success
Deepening students' writing skills to improve ideas and detail in written work.	Grade team collaboration with the Empowering Writers workshop and strategies. Developing consistent language around writing across all grade levels, while integrating previous 6 Traits learning into the Empowering Writers structure. Sigmund Brouwer Ninja Writing Workshop Online	Collaborative assessment of student writing PAT data
Improving Standard of Excellence Results in our grade 6 Provincial Achievement Exams	Analysis of 2019 PAT results Collaborative strategy focus for improvement Creating inclusive classrooms with Shelley Moore's baked potato strategies, with the intent to create scaffolded learning opportunities for students at all levels. IPP/LSP/BIP planning conversations with Lacey include elements of Shelley Moore's work to guide programming.	PAT Standard of Excellence results

Building Capacity in Inclusion

Within the goal areas from the District 3 Year Plan, please identify areas within **Focus Area Five** related to ongoing growth in your school.

Area of Focus	Specific Strategies	Indicators of Success
<p>Planning for Inclusion Proactively planning for outliers rather than reacting after the lesson Specific areas of focus: Math and Writing</p>	<p>Guided PD utilizing Shelley Moore's baked potato strategies to plan lessons with scaffolded supports AP Inclusion time focused on meaningful planning help and support</p>	<p>IPPs and LSPs reflect intentional planning for outliers and demonstrate the use of strategies conducive to "Baked Potato Planning"</p> <p>Evidence of outlier acquisition of outcomes and growth over time for those learners.</p>
<p>Developing interventions and tracking student growth over time.</p> <p>Building capacity in teachers to analyze assessments and design meaningful interventions</p> <p>Tracking the growth of students on modified programs to show progression of skills and provide direction for subsequent years' programming.</p>	<p>Collaborative creation of assessment processes to guide interventions</p> <p>Covid-friendly intervention programming with the intent to monitor the growth of diverse students.</p>	<p>F&P STAR PAT data MIPI Benchmarks Growth of students on modified programs</p>

Inclusive Learning

SSW Caseload and Programming

- 28 open files
- 10 met as consultation only
- 6 on caseload but only providing group support

Groups

- Lego Club - 25+ students
- Coloring Club - 40+ students
- Divorce peer support group - 10 students
- Girls Club - 9 students
- Monday Morning Mindfulness - 10 students
- URSTRONG - gr. 5 classes
- Worry Taming - 9
- Boys Club - 7
- Breakfast Club - 8

Inclusion - IRIC Interventions

Core + More + More

Seeing Stars Small Group Intervention

Key Math Small Group/Individual Program

Life Skills Small Group/Individual Program (Collaborative with SLP/OT)

Social Skills Small Group/Individual Program (Collaborative with SLP/OT)

Core

Universal best practices and quality instruction accessible to all students at IRIC every day.

Core + More

LLI Small Group Intervention

Numeracy Small Group Intervention

SOAR - reading and extension activities

SSW Social/Emotional Small Groups

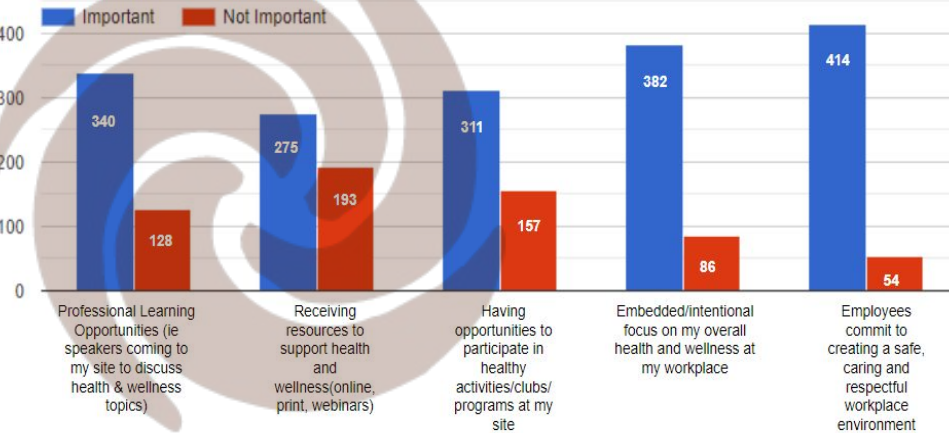


Health & Wellness Strategic Planning

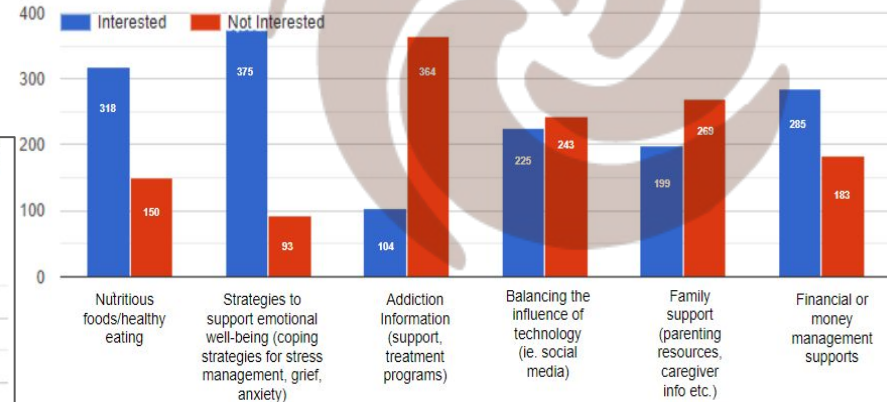
[Re-Entry Support Resources](#)

[Psychological First Aid](#)


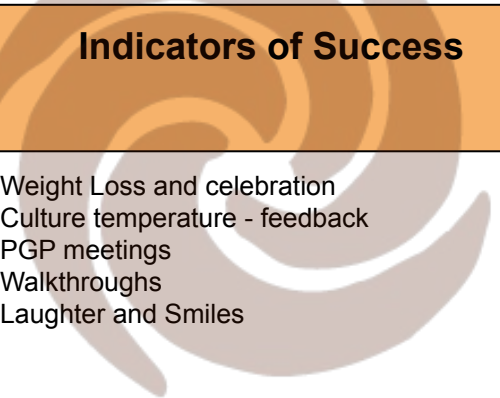
Are the following ideas important to you in creating a healthy workplace for you and your colleagues? Please click on the choice that best represents your opinion.



Which of the following topics would you be interested in knowing more about in order to maintain or improve your personal health and wellness?



Health & Wellness Strategic Planning

Area of Focus	Specific Strategies	Indicators of Success
<p data-bbox="92 369 266 393">Staff Wellness</p> 	<ul style="list-style-type: none">-ATA - Trauma Informed Care - Aug 2019-Art Project - Aug 2019-Introduction of Fish Philosophy -<ol style="list-style-type: none">1. Play.2: Make Their Day.3: Be There.4: Choose Your Attitude.-Fitness group - that collaboratively book yoga, pound it, Bounce activities for physical health-Support for those looking to get healthy (team weigh-ins)-IRIC Staff Facebook page - inspirational quotes, research, wellness bingo, "funnies."-respectfulness of TIME-Continued attention to speakers, presenters to come and contribute to our staff wellness-Staff celebration at staff meetings-Teresa Strong - Bounce Back from Trauma-Don't Just Strive - Thrive - Tom Stones-The One Thing PGP Planning	<ul style="list-style-type: none">-Weight Loss and celebration-Culture temperature - feedback-PGP meetings-Walkthroughs-Laughter and Smiles 

School Professional Development Plan



Please provide a comprehensive plan for how your school will leverage the Aligned Calendar Days and other opportunities throughout the 2018-19 School Year to implement and attend to the strategies that have been identified to meet the improvement targets in your ACE Plan.

[2020/21 Professional Development Plan Template](#)

[Professional Development Plan SAMPLE](#)